

HOUSING
(몸체)

61-1100.0(Mom)



OR

61-1200.0(Main)



OR

61-0000.02(Indicator)



LENS
(렌즈)

61-9642.*(원형)



OR

61-9671.*(경사각)



OR

61-9681.*(직사각)



FRONT BEZEL
(함몰형 프론트베젤)


61-9933.0(원형베젤)



61-9930.0(경사각베젤)




61-9931.0(직사각베젤)



OR NOT


SWITCHING ELEMENT
(접점)

61-8470.12(1A1B)




OR

61-8410.12(1A)




OR

61-8420.12(2A)




OR

61-8440.12(1B)



OR

61-8490.12(2A1B)



*표시등일 경우 선택하지 마세요

OR NOT

LED

LED(RED)



*비조광일 경우 선택하지 마세요

OR NOT

TERMINAL COVER
접점 터미널 커버

61-9830.2

